

ATTITUDES OF APP-BASED WORKERS

Flex Association

SEPTEMBER 2022

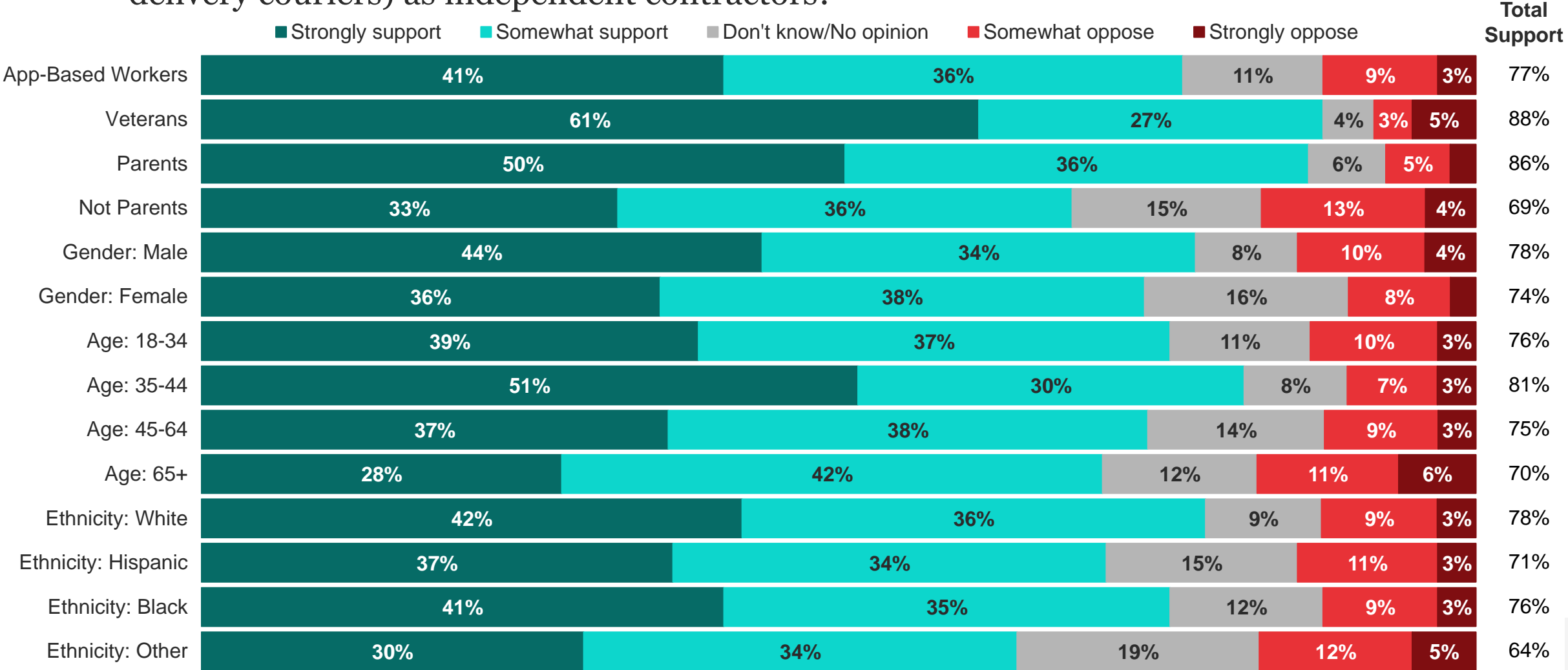


METHODOLOGY

This poll was conducted between September 23-September 28, 2022 among a sample of 1251 App-Based Workers. The interviews were conducted online and the data were weighted to approximate a target sample of App-Based Workers based on gender, age, race, educational attainment, and region. Results from the full survey have a margin of error of plus or minus 3 percentage points.

ATTITUDES OF APP-BASED WORKERS

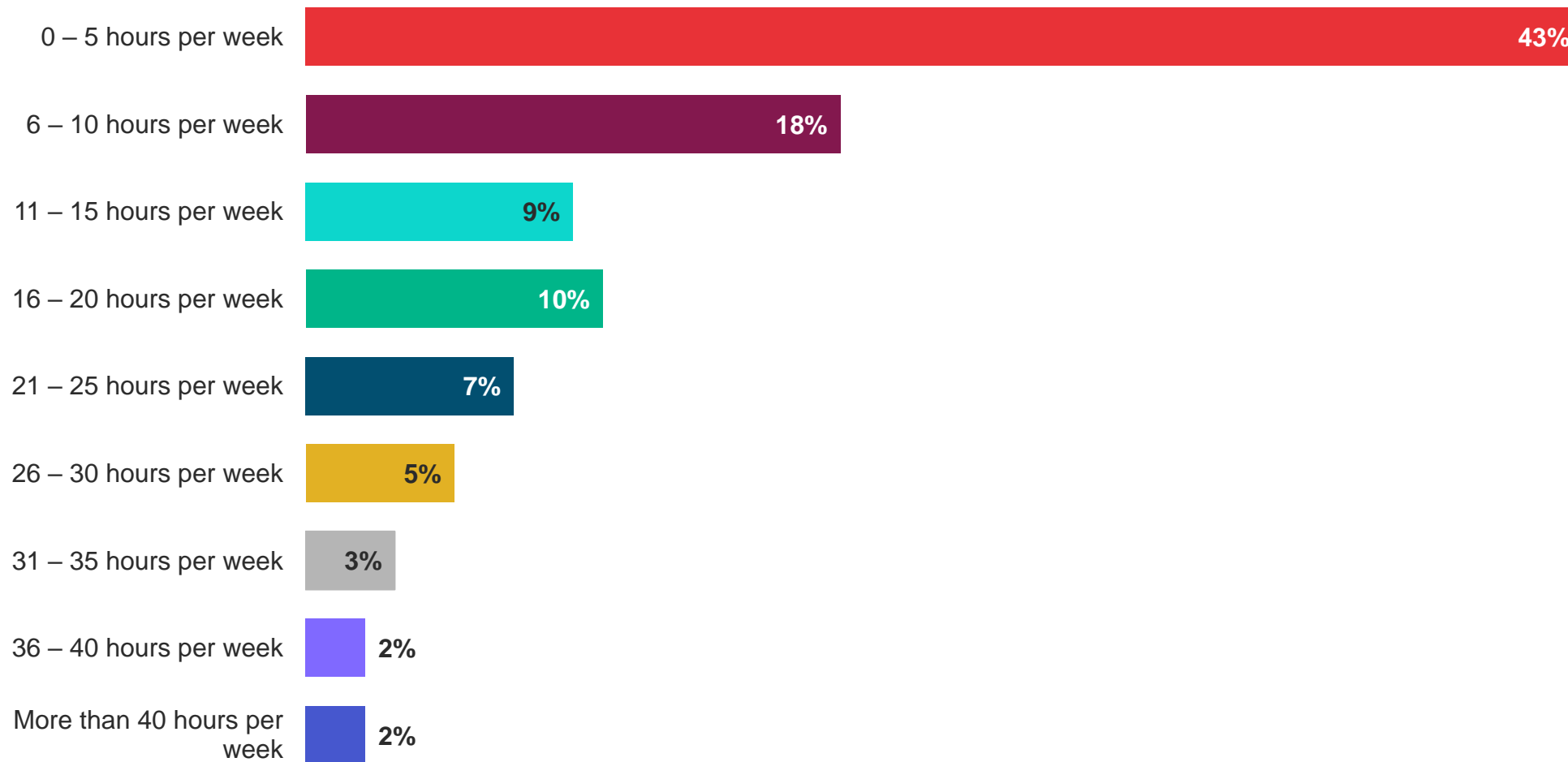
Do you support or oppose maintaining the current classification of app-based platform workers (i.e., rideshare drivers, grocery delivery couriers, food delivery couriers, or package delivery couriers) as independent contractors?



Total Support = Strongly support + Somewhat support

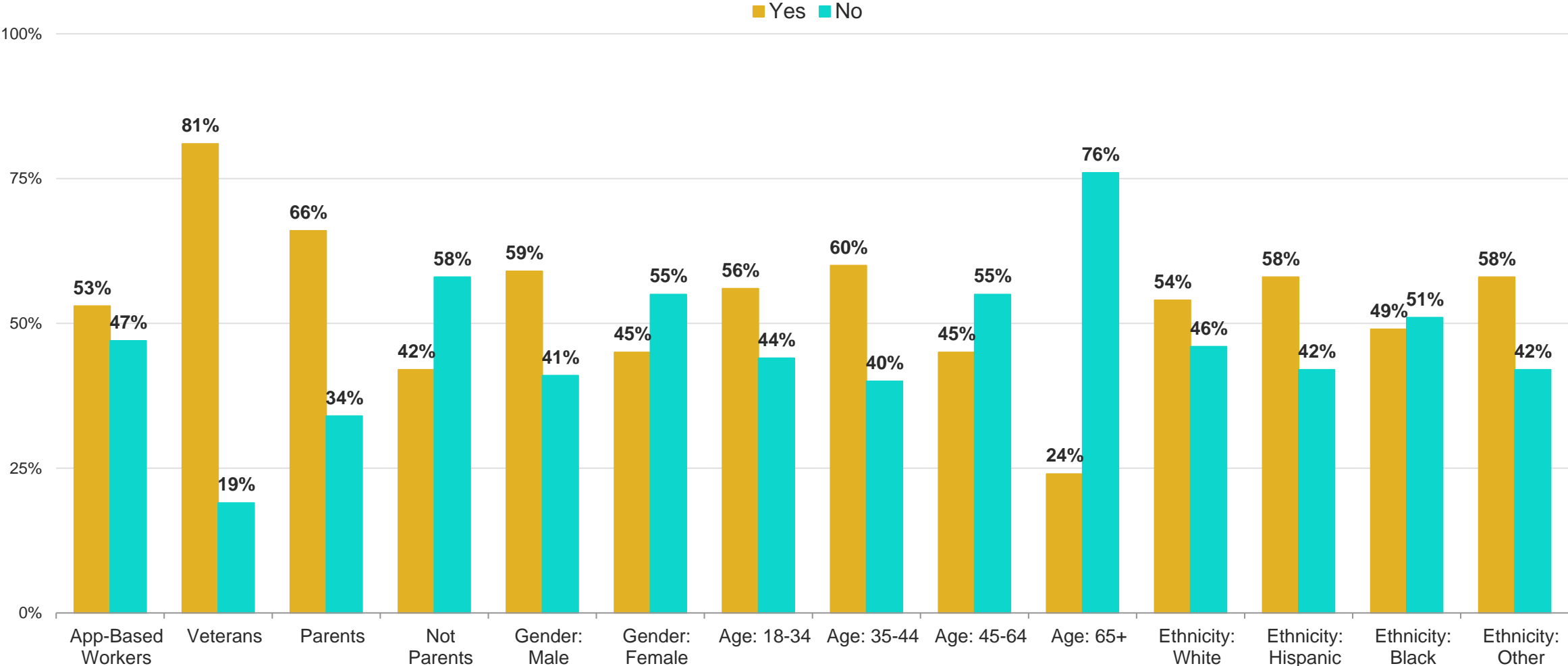
ATTITUDES OF APP-BASED WORKERS

How many hours per week do you typically use app-based platforms (i.e., Uber, Lyft, DoorDash, GrubHub, etc.) for work?



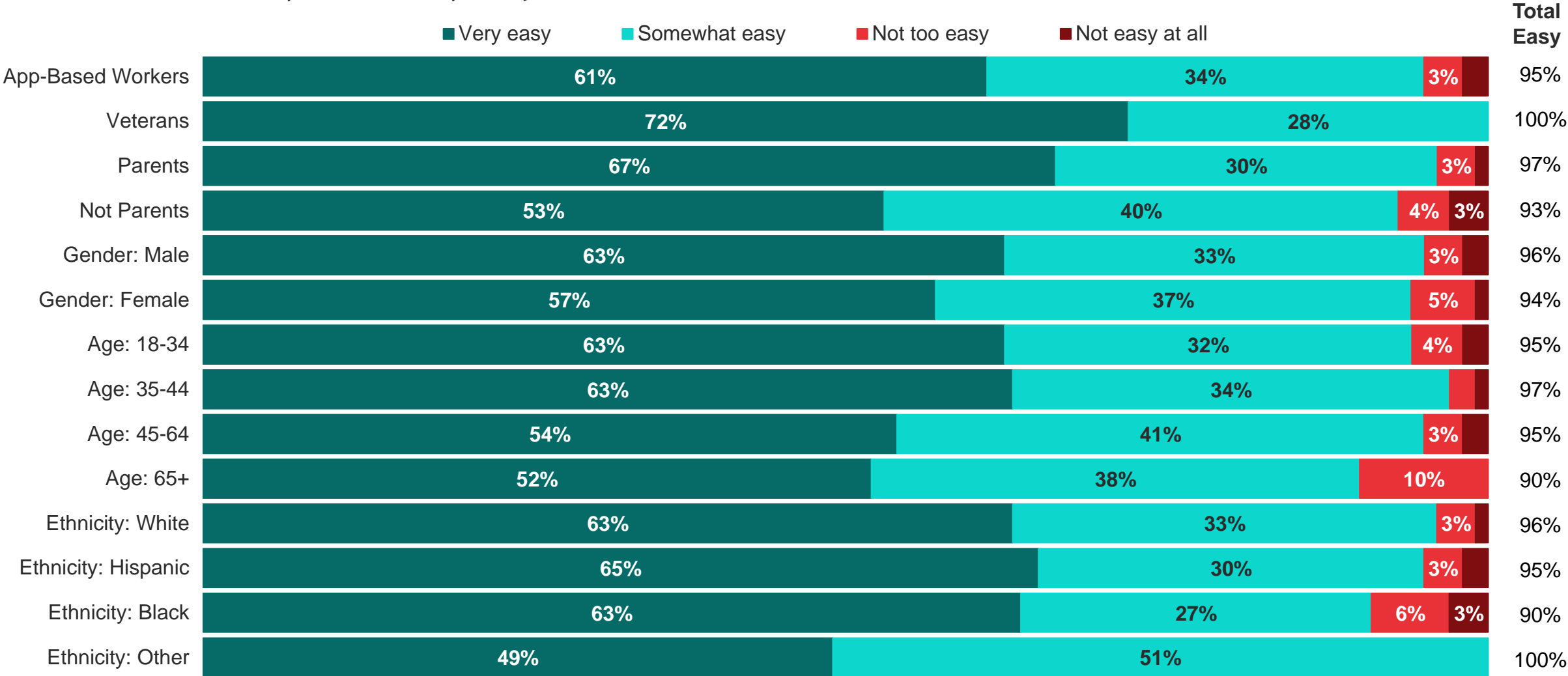
ATTITUDES OF APP-BASED WORKERS

Do you use more than one app-based platform (i.e., Uber, Lyft, DoorDash, GrubHub, etc.) for work on a given day, week, or month?



ATTITUDES OF APP-BASED WORKERS

How easy is it, if at all, to switch between different app-based platforms (i.e., Uber, Lyft, DoorDash, GrubHub, etc.) for work?



Total Easy = Very easy + Somewhat easy

ATTITUDES OF APP-BASED WORKERS

What are the reasons you choose to use app-based platforms (i.e., Uber, Lyft, DoorDash, GrubHub, etc.) for work? Please select all that apply.

% Selected			Parental Status		Gender		Age				Ethnicity			
	App-Based Workers	Veterans	Parents	Not Parents	Gender: Male	Gender: Female	Age: 18-34	Age: 35-44	Age: 45-64	Age: 65+	Ethnicity: White	Ethnicity: Hispanic	Ethnicity: Black	Ethnicity: Other
Ability to choose the number of work hours	35%	41%	41%	29%	36%	32%	38%	36%	29%	24%	37%	41%	28%	35%
Ability to choose when to work	42%	48%	48%	37%	44%	39%	45%	45%	36%	24%	42%	46%	45%	36%
Ability to have more than one source of income	41%	49%	47%	35%	44%	36%	48%	37%	33%	17%	40%	49%	42%	42%
Best type of work for me	28%	38%	31%	25%	33%	19%	30%	34%	18%	14%	29%	28%	27%	23%
For fun or for something to do in spare time	28%	43%	33%	23%	30%	24%	32%	31%	15%	19%	29%	30%	24%	31%
Providing services to my community	24%	49%	33%	16%	29%	16%	26%	26%	19%	11%	25%	24%	21%	25%
Skills development	18%	35%	25%	13%	21%	13%	22%	18%	11%	3%	19%	21%	13%	23%
Want to be my own boss	33%	38%	39%	27%	36%	27%	38%	35%	22%	10%	30%	36%	41%	32%
None of these	12%	4%	6%	17%	8%	19%	7%	7%	25%	37%	13%	12%	11%	8%
Other, please specify	0%	0%	0%	1%	0%	1%	0%	0%	2%	0%	0%	1%	0%	3%

ATTITUDES OF APP-BASED WORKERS

In a few words, please explain why this is your top priority.

EXTRA INCOME

“It’s always great to be able to make some extra money. And difficult times having extra money to pay. Bills is important. This is why I feel it’s important to have other options than just a full-time job.”

“The economy is very rocky, a new election coming up, we are going into a recession, it’s always nice to have extra income to keep up GDP, as well as save for a house.”

FLEXIBILITY

“So I can spend time with my kids, have the flexibility to work while visiting family and being able to volunteer at my kids school when needed.”

“I work a full-time job already, so being able to choose when to work is a benefit as I can work on days off or not work at all that week if Ive had a hectic week.”

OWN BOSS

“I love being my own boss being able to control my own hours for work.”

“Being your own boss is terrific. The ability to come and go is really important to me.”

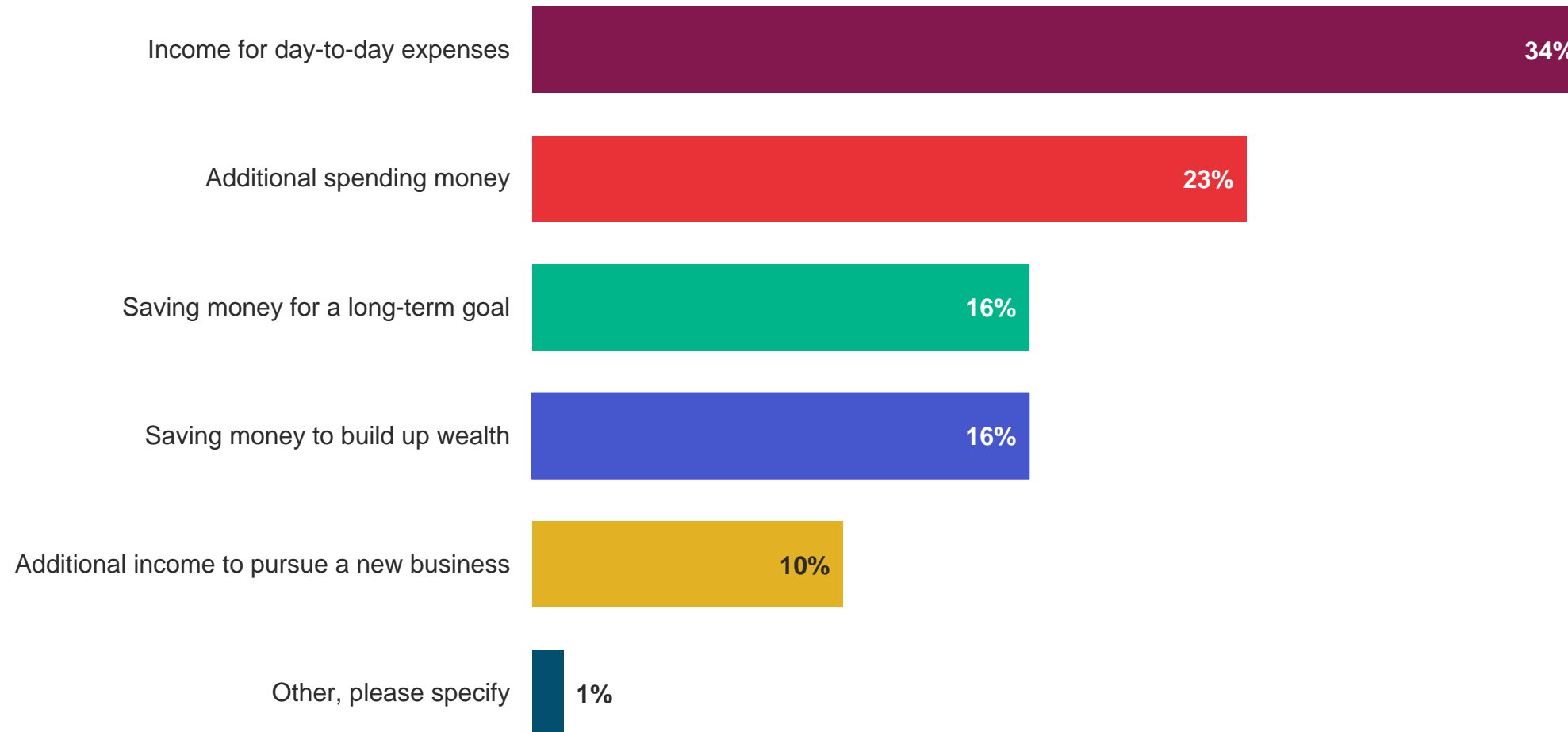
DISABLED

“I have a disability that is not severe enough to qualify for paid disability but standing for long hours is extremely painful. With Uber I can decide when I am able to work, how many hours I can work and when I need to stop.”

“Because I suffer from chronic migraines that disable me at any time. Doing DoorDash allows me flexibility to work around these issues. Also provides me with an income since the migraines make me unemployable at other jobs.”

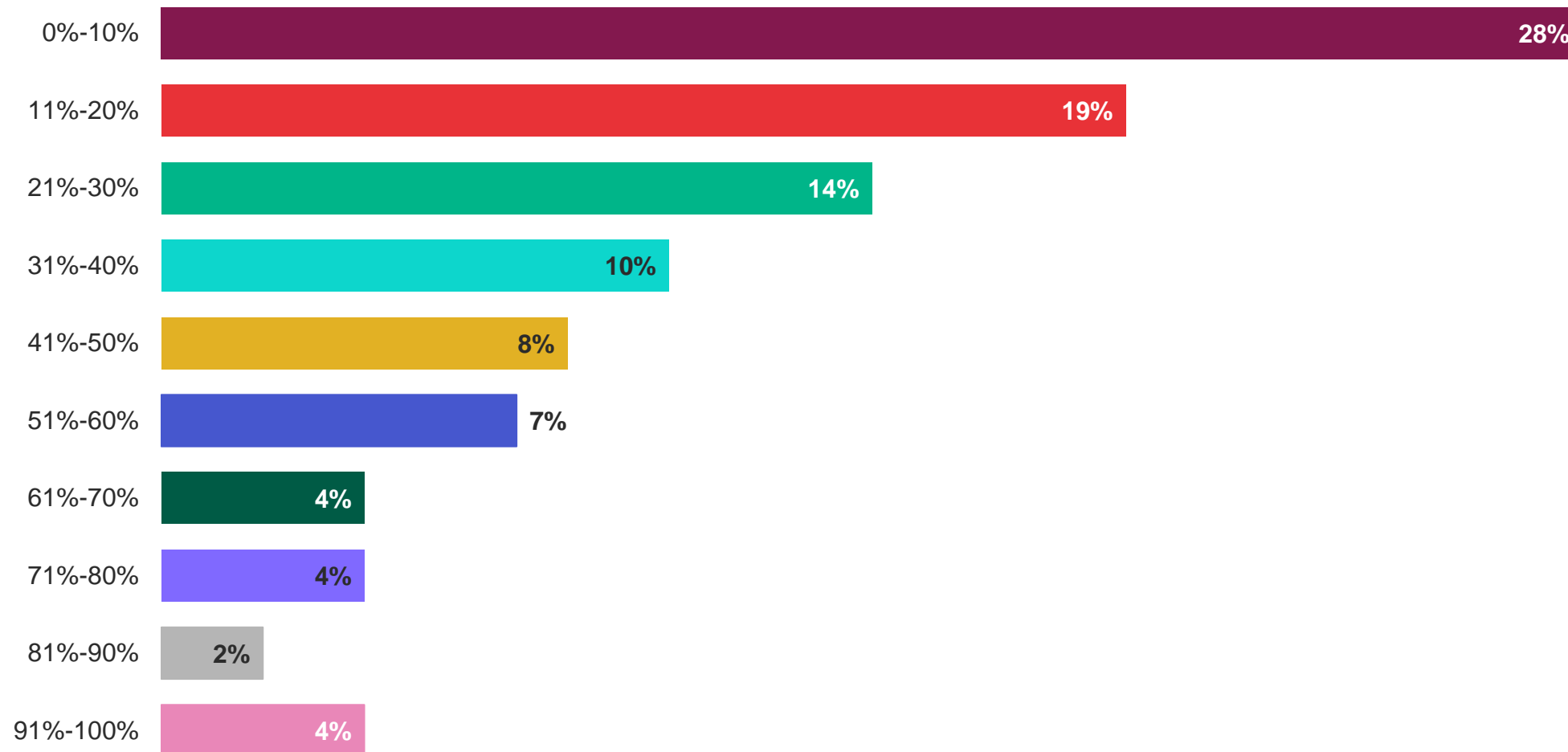
ATTITUDES OF APP-BASED WORKERS

What is your top financial priority when using app-based platforms (i.e., Uber, Lyft, DoorDash, GrubHub, etc.) for work?



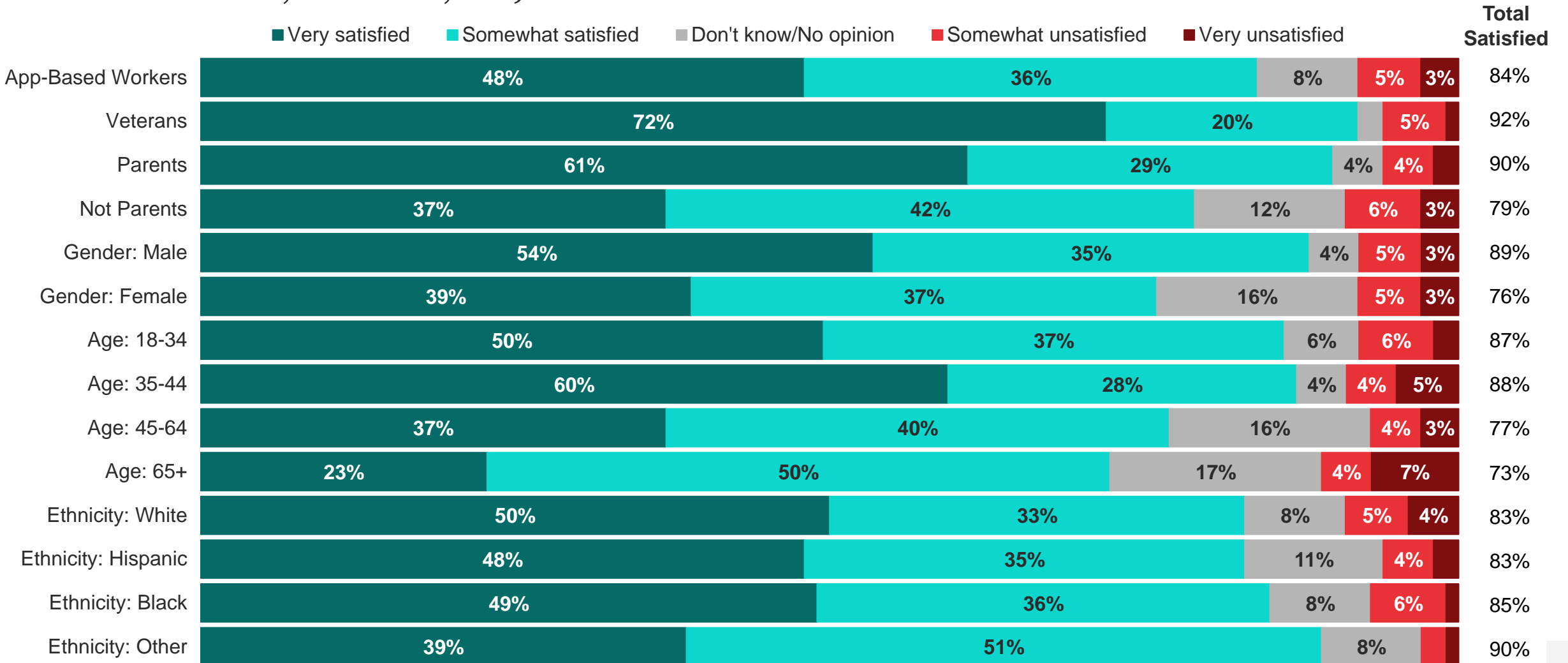
ATTITUDES OF APP-BASED WORKERS

Approximately what percentage of your income comes from using app-based platforms (i.e., Uber, Lyft, DoorDash, GrubHub, etc.) for work?



ATTITUDES OF APP-BASED WORKERS

How satisfied or unsatisfied are you with using app-based platforms (i.e., Uber, Lyft, DoorDash, GrubHub, etc.) for work?



Total Satisfied = Very satisfied + Somewhat satisfied

ATTITUDES OF APP-BASED WORKERS

Why are you satisfied with using app-based platforms (i.e., Uber, Lyft, DoorDash, GrubHub, etc.) for work?

EASY TO USE

“Easy to navigate and nice to meet people.”

“It is easy to use when I have some free time.”

COMMUNITY

“Because they provide flexible hours. They are instant payout [and] they are servicing the community.”

“Not only helps my income, but helps my community as well.”

EXTRA INCOME

“It is the best way for me to make extra money on my own time.”

“Because these jobs always help me to catch up bills that other careers take it forever for paycheck but this career easy to have money payday same day when I need for emergency money in case.”

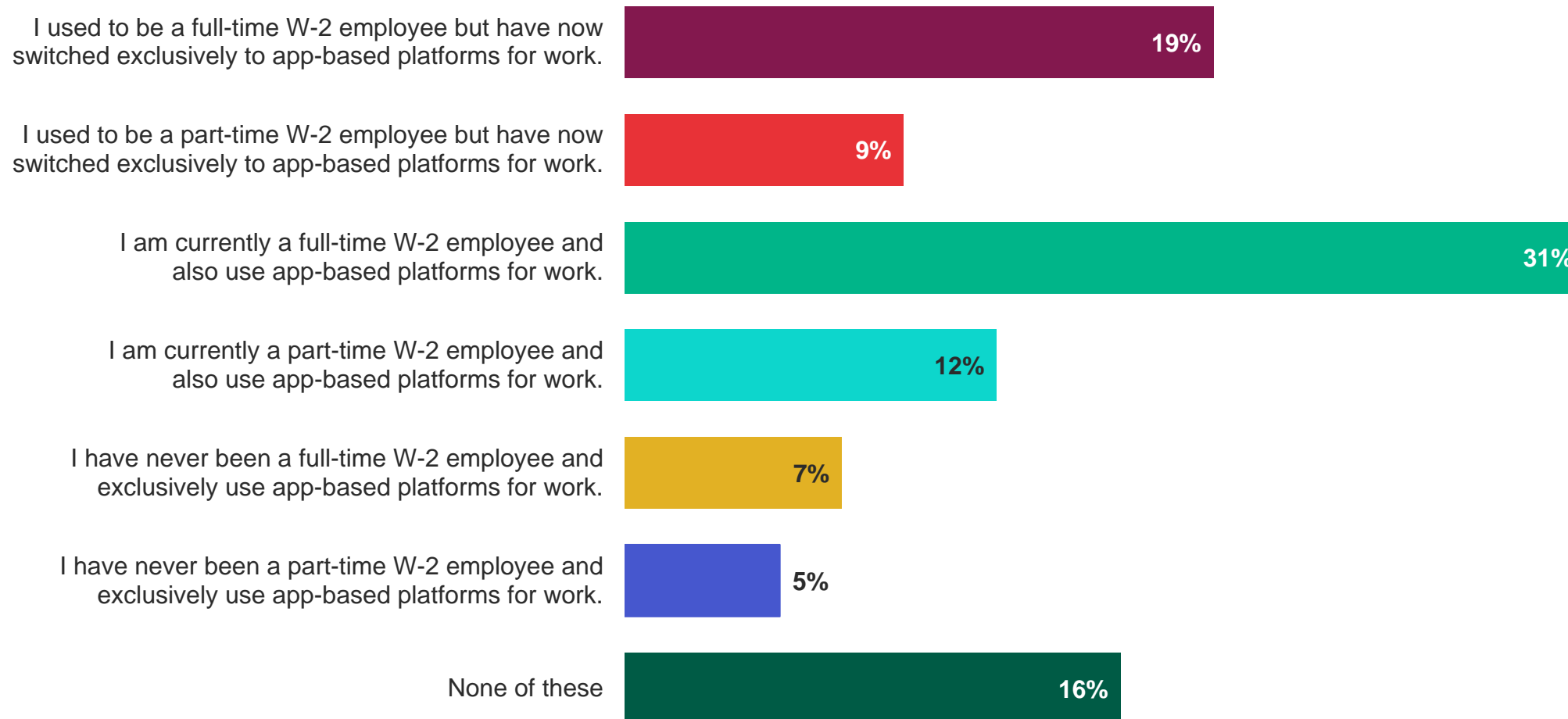
FLEXIBILITY

“They offer me flexible options for work that works around my health issues.”

“It gives me the flexibility that I need and the extra income to accomplish some short term goals.”

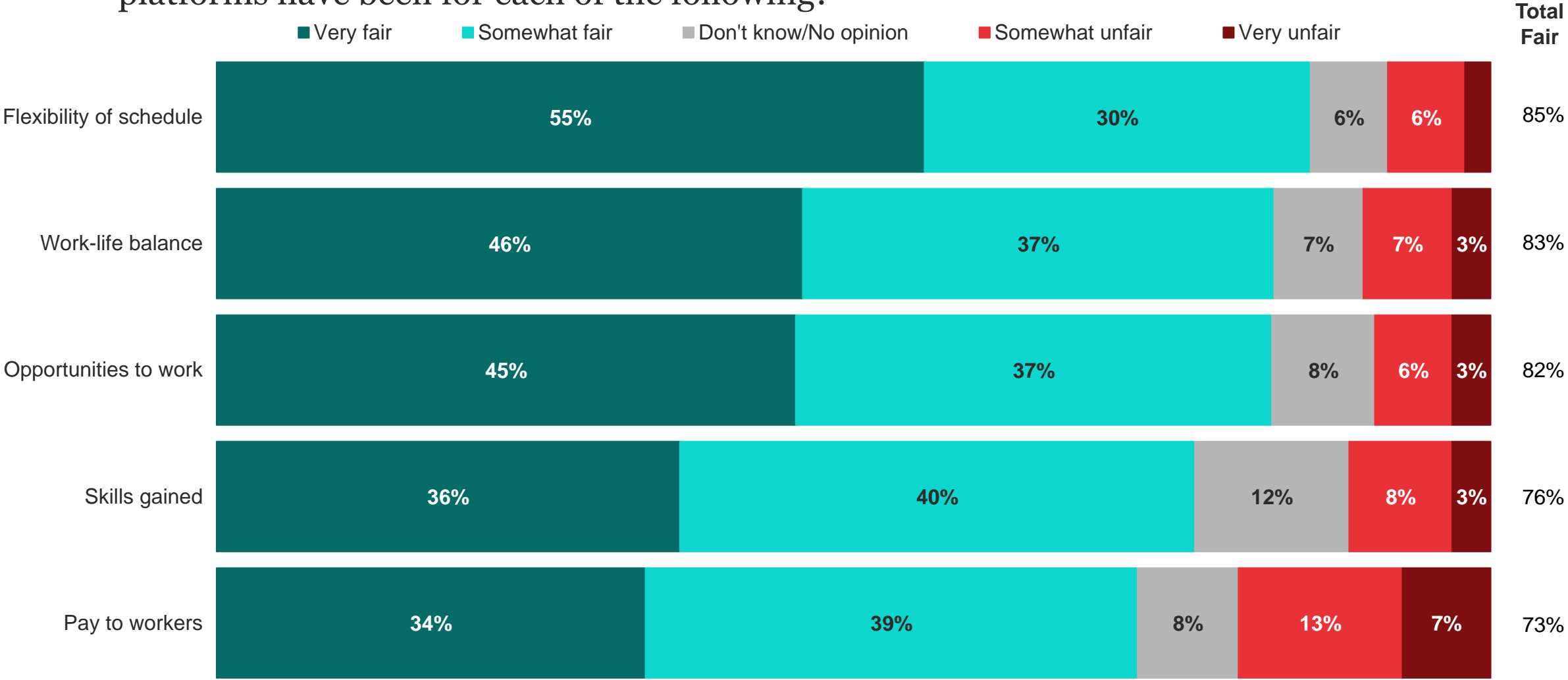
ATTITUDES OF APP-BASED WORKERS

Which of the following best describes you, even if none are exactly correct?



ATTITUDES OF APP-BASED WORKERS

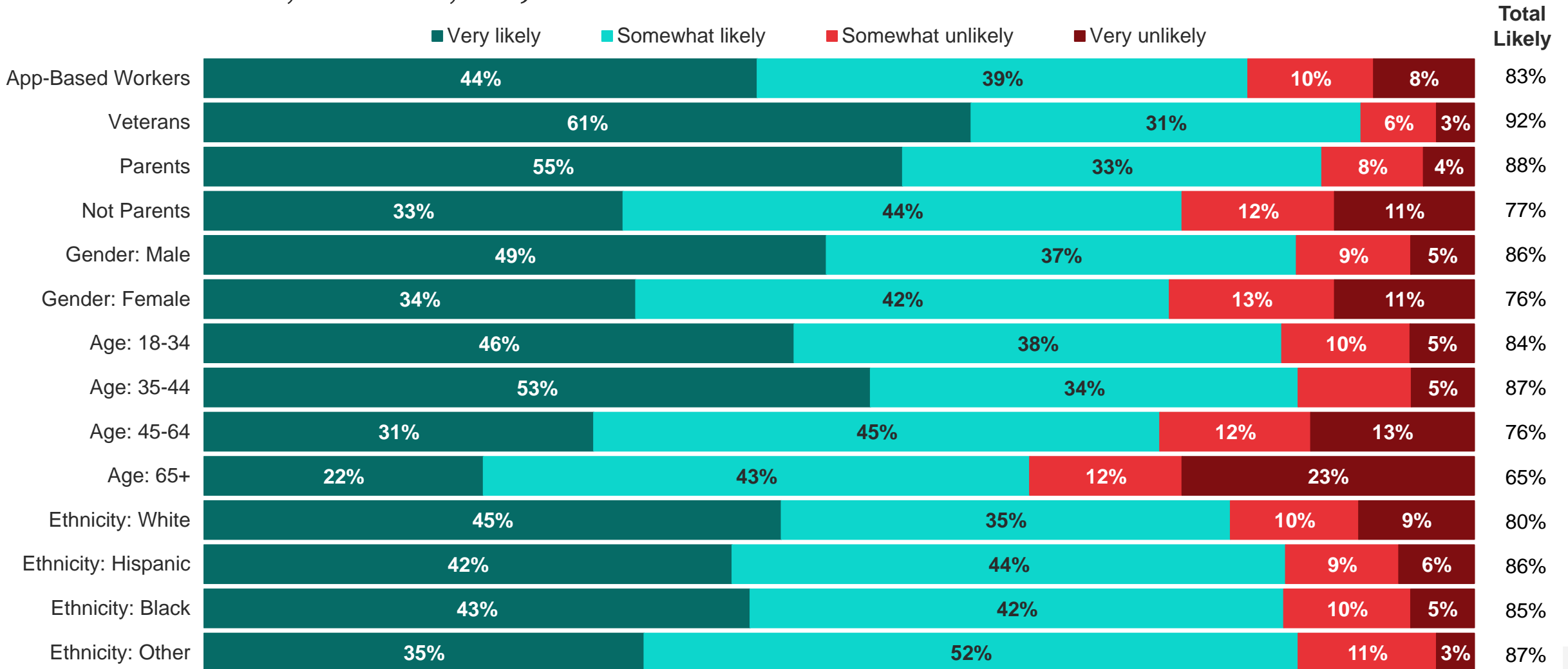
Based on your experience using app-based platforms (i.e., Uber, Lyft, DoorDash, GrubHub, etc.) for work, how fair or unfair do you believe the companies that run the app-based platforms have been for each of the following?



Total Fair = Very fair + Somewhat fair

ATTITUDES OF APP-BASED WORKERS

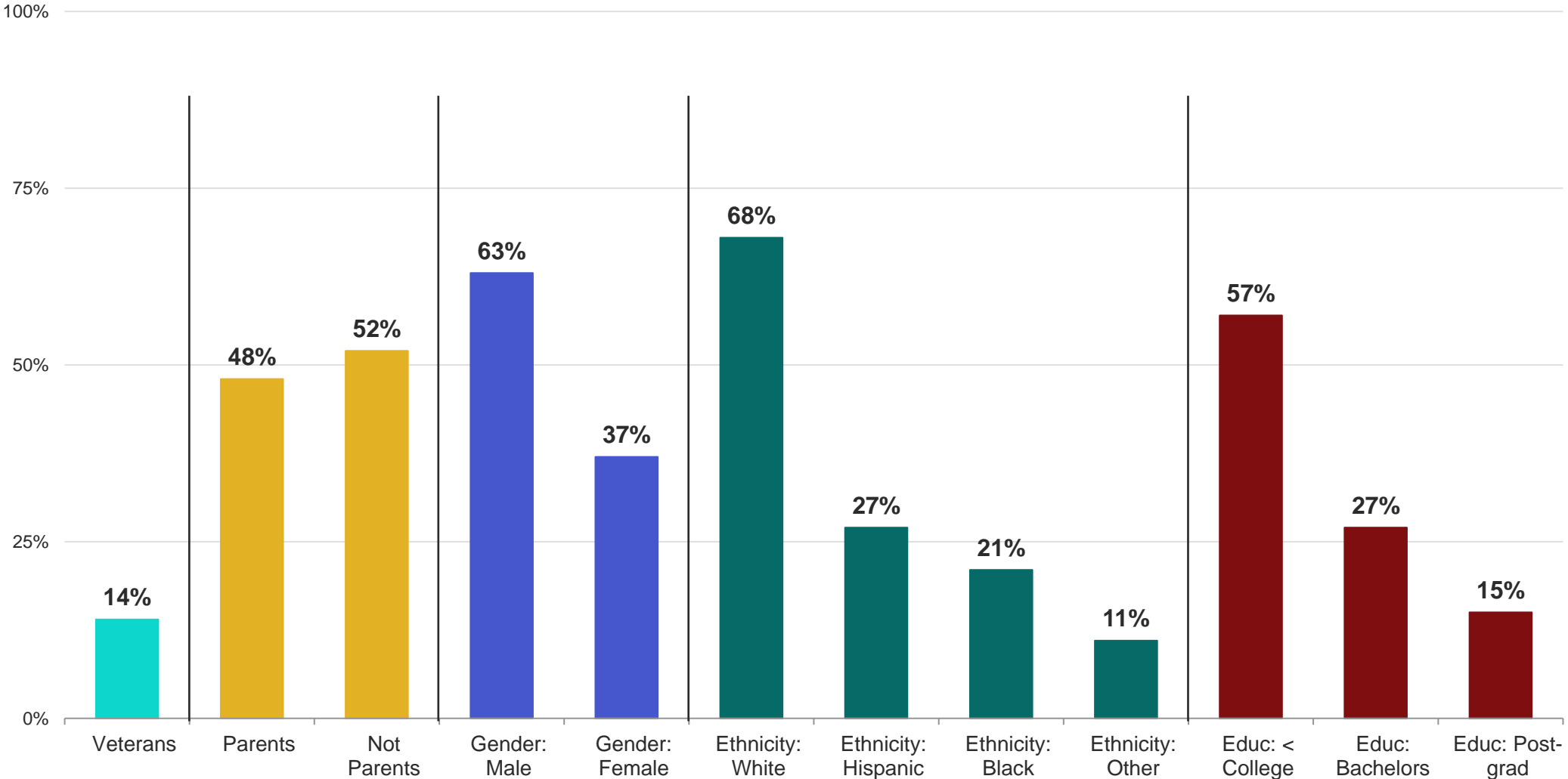
How likely or unlikely are you to continue using app-based platforms (i.e., Uber, Lyft, DoorDash, GrubHub, etc.) for work in the next 12 months?



Total Likely = Very likely + Somewhat likely

ATTITUDES OF APP-BASED WORKERS

Breakdown of demographics of app-based worker sample.

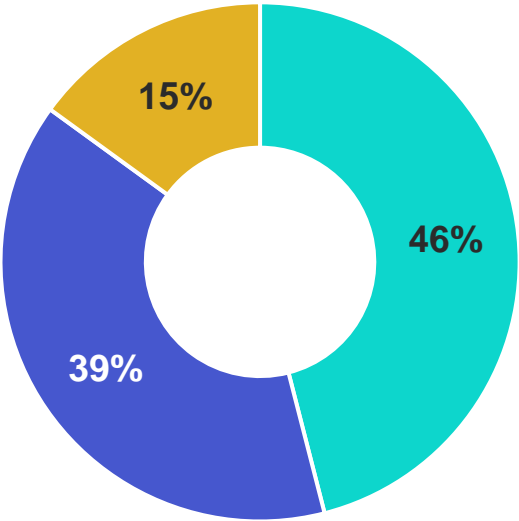


Data reflects % of app-based workers who identify as each demographic type, percentages calculated as N size out of total respondents (N = 1,251)

ATTITUDES OF APP-BASED WORKERS

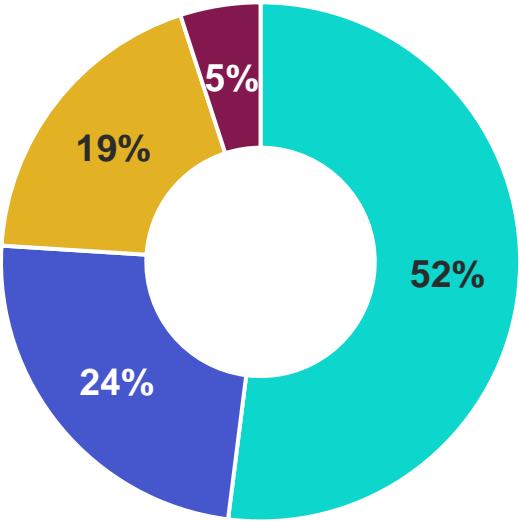
Breakdown of demographics of app-based worker sample.

COMMUNITY TYPE



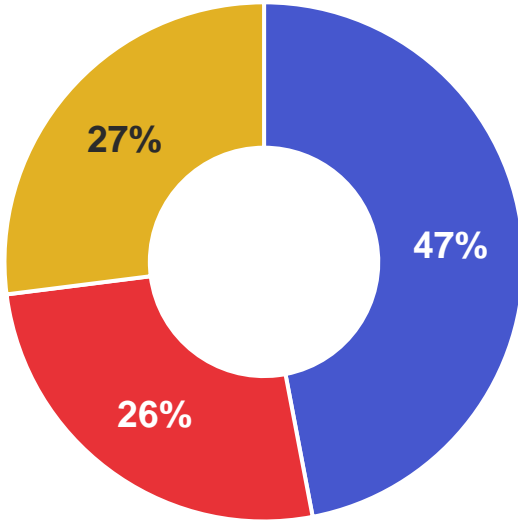
Urban Suburban Rural

AGE



Age: 18-34 Age: 35-44
Age: 45-64 Age: 65+

POLITICAL PARTY



Democrat Republican Independent



MORNING CONSULT®